


What to submit








Three projects

All projects must be submitted via your portfolio website - prior to the assessment deadline.

-  1: People Watching
-  2: Being Human
-  3: App360

Seven blog tasks

All tasks must be submitted via your portfolio website - prior to the assessment deadline.

-  1: Informing your practice
-  2: Prototyping
-  3: Empathy
-  4: Bill Verplank
-  5: DIEP Reflection
-  6: Assessment Checklist
-  7: DIEP Final Report

Final module report

This is a 1500 word report relating to your own performance. You should use the DIEP framework for writing such a report. Remember, you are not writing an essay about the content of the module - you are reflecting on, for example, what went well, what went not so well, what you will do differently next semester etc. Follow the DIEP guide linked on blackboard.

The Final report is submitted online as Task 7 and you must also submit a .pdf copy via Turnitin.

Please make sure you put your name and the URL of your website (eg <http://2024.macd.work/andy>) at the top of the report.

Evidence of process

We want to see how you arrived at the outcomes for each project. You will need to include in your website, pages from sketchbooks and notebooks showing the work done for each project. You do not need to submit every page of your process - select the most relevant and informative highlights. Scan the pages and clean them up digitally before using them. Don't forget to label these, so that a viewer knows what they are looking at and why it is important.

Website

Make sure your website is functional and all of the submission elements are well-organised and findable. Strive for a professional looking website. Remember, if we can't find or see your work we cannot assess it! Tell the story of each project. Begin the page with the outcomes and then move into the development process. It helps to finish each project with a short reflection on how you think it went (these short reflections can be very useful when writing your Final Reflective Report).

Before you submit

Is everything online

Check that everything works and appears on screen as expected. Check all content loads as expected from your website. The browser in your own laptop will be caching files locally, because of this you may not notice that parts of your website may not actually be uploaded properly. To check this, use a computer that you have never used before and check that everything online and where you expect it be.

Images

Make sure that you reduce the filesize of images so that they load in a timely manner. Also, avoid non-western characters in filenames. Our browsers tend to be set up for western character sets. Using, for example, chinese characters in filenames can cause browsers a problem and images may not display.

Video

The best way to include video is by uploading them into YouTube or Vimeo and then either using embedded code in your page design or a thumbnail image acting as a link to the required YouTube page.

How to submit

Deadline - 16:00 on Th 16/01/25

Everything must be completed and available online by this time. Do not modify anything on your website after the deadline. If you are unsure about how to do any of this, ask your tutor.

Final report

Make sure you submit a copy of your Final Report to Turnitin before the deadline. You are advised not to leave it to the last minute to do this. Turnitin can slow down at peak upload times and you may inadvertently miss the deadline.