

SANCTUARY



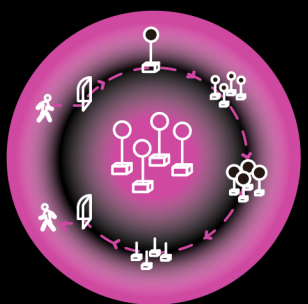

My desire is like an illusion, creating a wonderful cage for myself. But when the illusion has to start to get closer to reality, when the illusion is broken, can I still accept it and meet my real world? The moment I face the real world, do I see reality clearly or am I slowly obliterated by the cruelty of reality?

Links to videos:
Sanctuary Immersive Space Video: <https://youtu.be/XLWzJb63fwE>
Sanctuary Projector Video: https://youtu.be/zxolGpAk_gU

Cooperation project: Kexin Kang, Yizhi Wang
Video part: Yizhi Wang
Installation production, Invitation letter, Brochure: Kexin Kang, Yizhi Wang
Arduino, poster and other parts: Kexin Kang

INVITATION LETTER AND BROCHURE

BROCHURE



In order to promote this experience space, publicity is essential, so I made brochures and invitations in advance.
In the brochure, I mainly describe the appearance of my space, the movement and experience of visitors in the space, and finally the way of viewing the space experience.

INVITATION LETTER



I used a gradient of colors, transitioning from white hope to dreamy pink to black disillusionment. This is the process from the birth to the destruction of a desire.



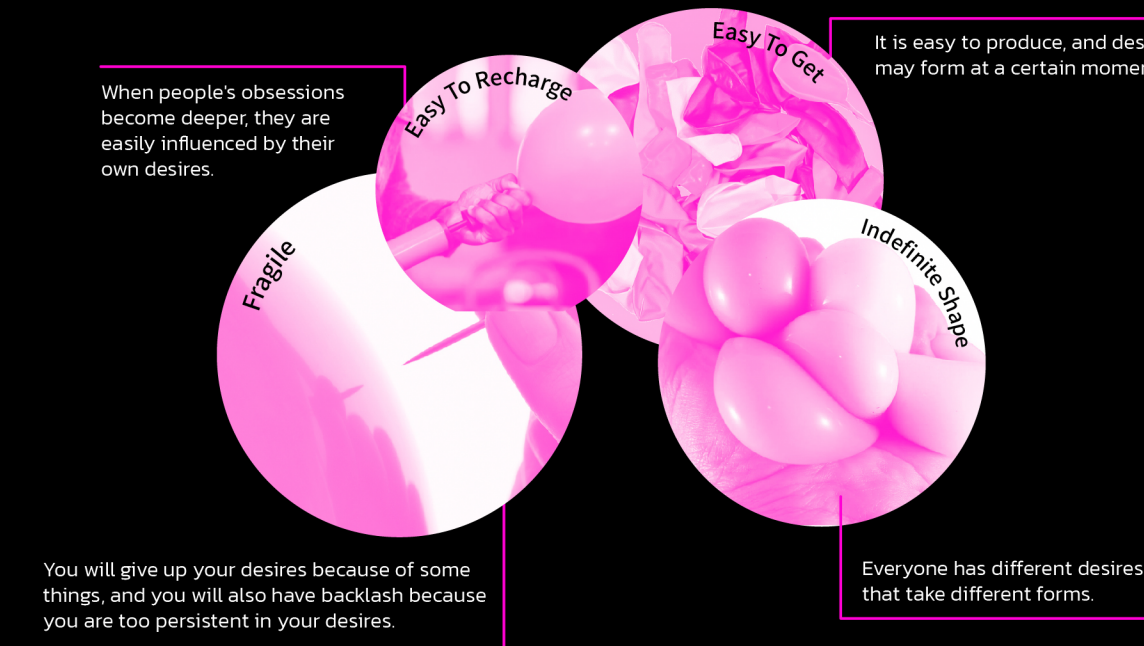
In the design of the brochure, I used a circle extending from the balloon. The colors are still the fixed black, white and pink.



INSTALLATION DESIGN

PURPOSE

Balloons as physical objects resemble human desires in one respect. Let people compare the balloon to their own desires when experiencing it.



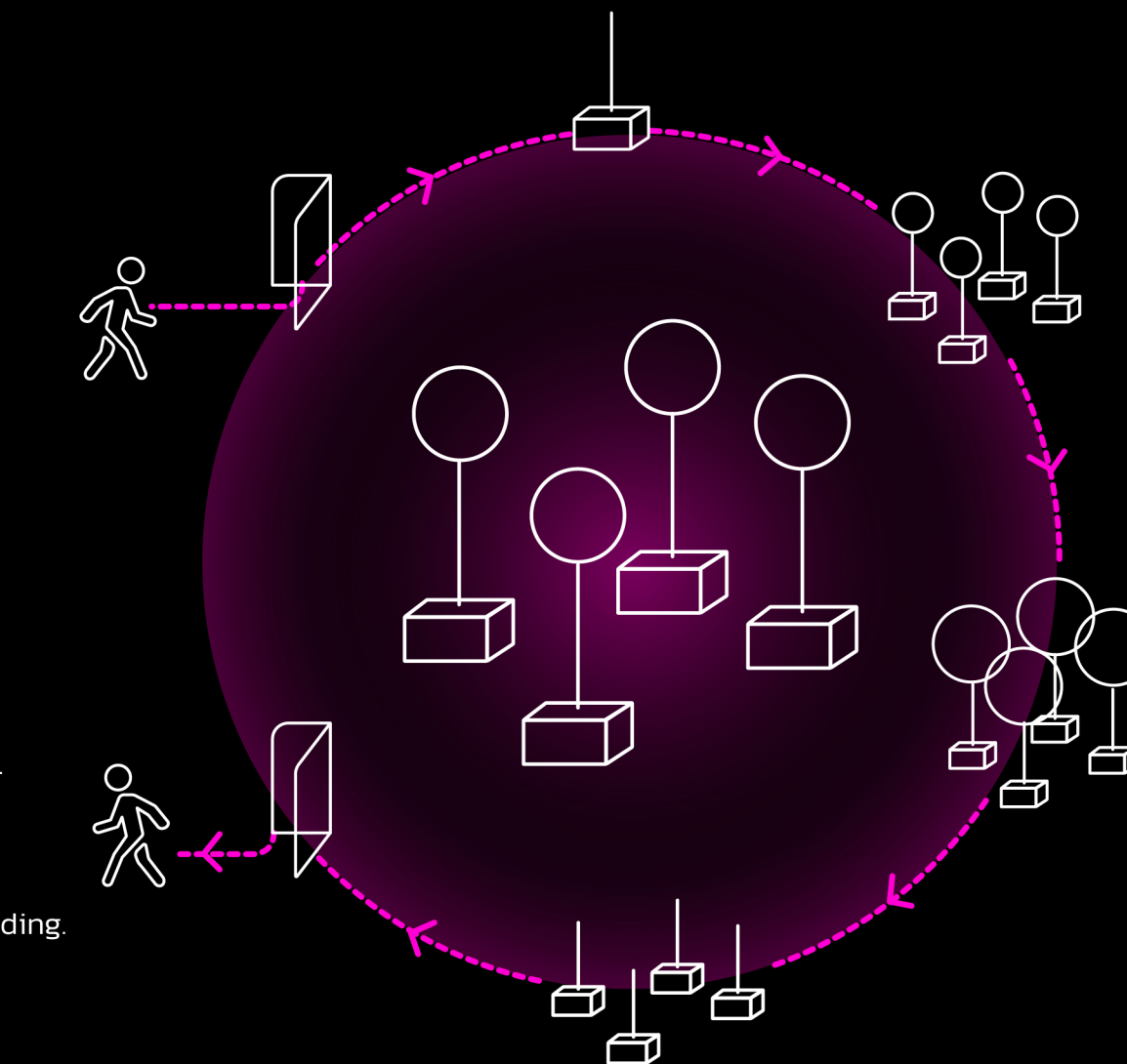
WHAT I WANT PEOPLE TO EXPERIENCE

I want to use the changes in balloons to let people experience the growth of desire and the reactions of people facing excessive desires. Use an analogy method to increase people's experience. Balloons are the carrier of people's desires. Sanctuary is not people's habitat, it is the habitat of desires.



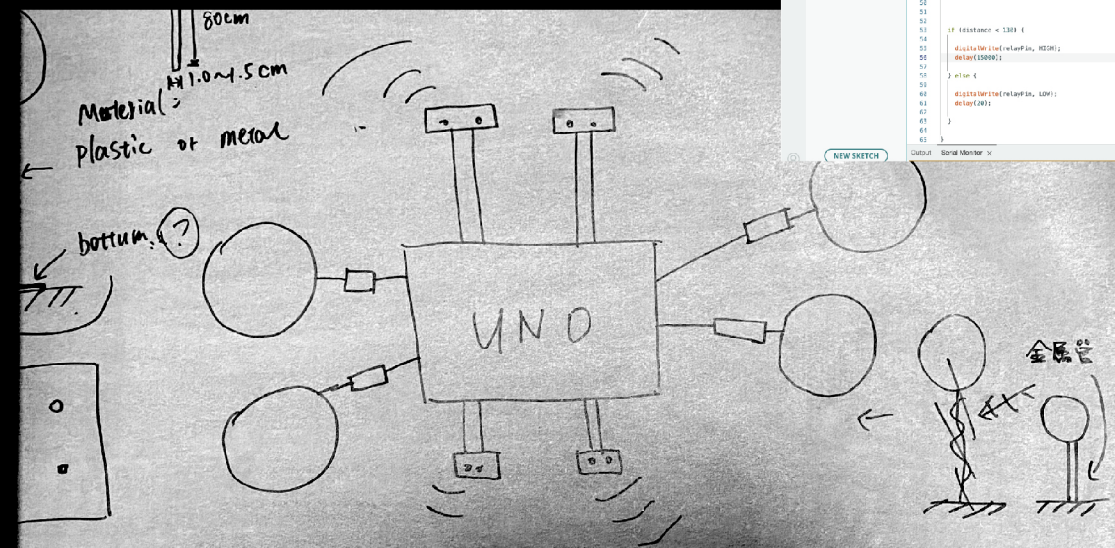
VISUAL EXPERIMENT

I experimented with balloons and found that they worked perfectly for what I wanted. And as I experimented I found more visuals to deepen my themes.




USER JOURNEY

It shows the process of the user from entering the door to the immersive space of physical examination, and shows the process of the balloon from small to large until the final balloon explosion.



```
14 void setup() {  
15   pinMode(trigPin, OUTPUT); // Sets the  
16   pinMode(echoPin, INPUT); // Sets the echoPin  
17   pinMode(relayPin, OUTPUT);  
18   Serial.begin(9600); // Starts the serial communication  
19 }
```

```
20 void loop() {  
21   digitalWrite(trigPin, LOW);  
22   delayMicroseconds(2);  
23   digitalWrite(trigPin, HIGH);  
24   delayMicroseconds(10);  
25   digitalWrite(trigPin, LOW);  
26   delay(10);  
27   long duration;  
28   duration = pulseIn(trigPin, HIGH);  
29   float distance = (duration * 0.0343) / 2;  
30   if (distance < 10) {  
31     digitalWrite(relayPin, HIGH);  
32     delay(100);  
33     digitalWrite(relayPin, LOW);  
34     delay(100);  
35   }  
36 }
```



TECHNIQUE

We connect four balloons to an air pump to arduino. A distance sensor will be set in front of each balloon. When people get close to each other, the balloon will grow larger, which also means that people's desire will gradually grow larger.

PRODUCTION PROCESS



Spray paint





Make a balloon base



Make the bottom of the stand

ARDUINO

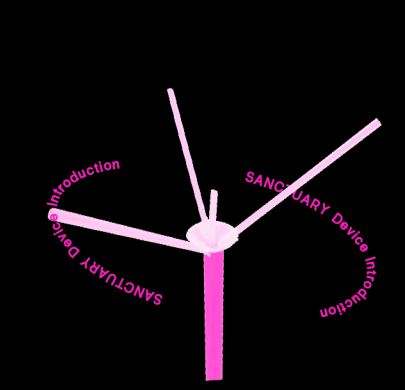


Arduino circuit connection

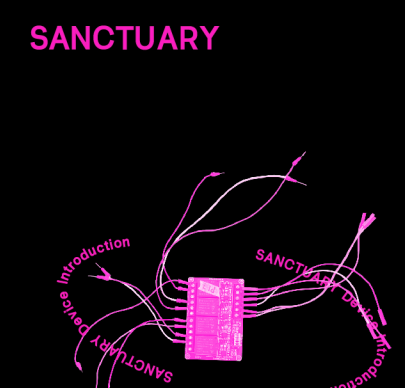
POSTER

I took apart and overlapped the components used in the installation, reducing their transparency and creating an illusion. These parts are not only part of the sanctuary, but can also be understood as the conditions for the expansion of desire. Although it is a machine, it is part of the sanctuary.

SANCTUARY




SANCTUARY



栖息之地

SANCTUARY

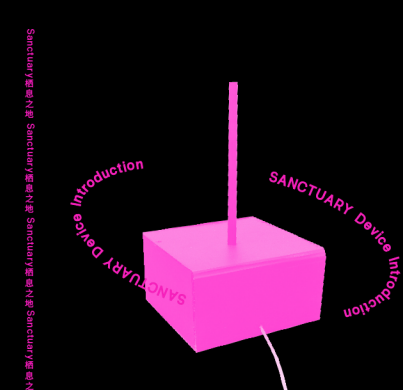


SANCTUARY



栖息之地

SANCTUARY

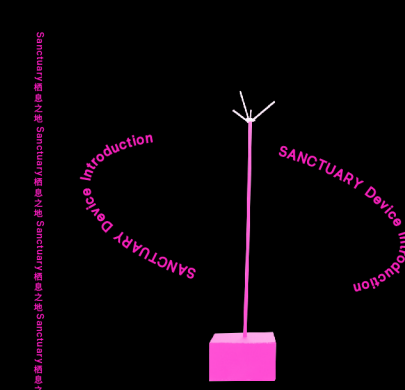


SANCTUARY

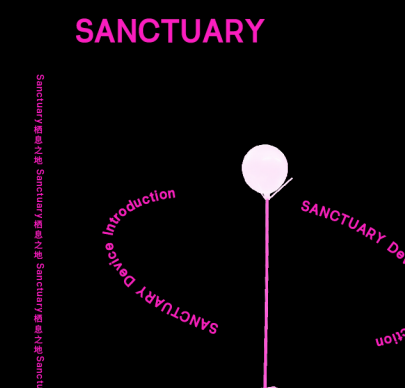


栖息之地

SANCTUARY




SANCTUARY



栖息之地

SANCTUARY



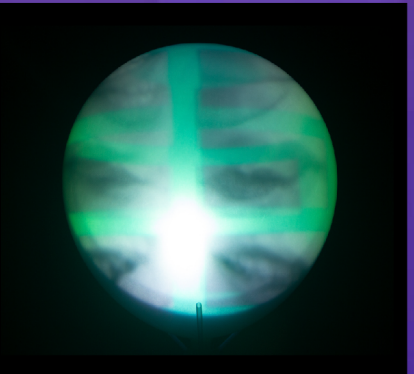
In this space, you will feel the materialization of desire, and observe the emergence, expansion and fragmentation of desire.

栖息之地

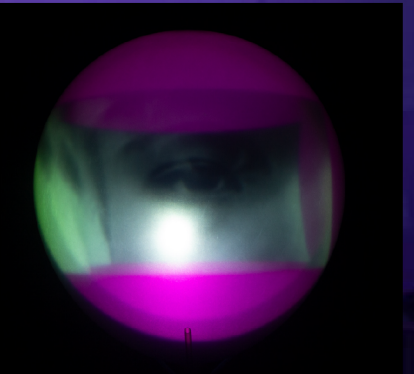
IMMERSIVE SPACE



Balloons are projected to produce two layers of screens.




Projecting on a balloon creates a psychedelic visual effect.




When the balloon is not big enough, the effect of the double-layered image will be weaker.



When the balloon is large enough, the effect of the double-layered image becomes stronger.



Visual effects presented in pure darkness.



After the balloon is projected into the video, it reflects the blurred visual effect on the wall.



BEFORE THE BALLOON IS FULLY INFLATED

At this time, the balloon is like a self-luminous sphere, which is the appearance of desire newly formed in the human body, and is people's yearning and pursuit of desire. At this time, the image projected onto the wall through the balloon is blurry, like a newly formed desire, a vague prototype that is not yet close to reality.



AFTER THE BALLOON INFLATES AND BEGINS TO GROW

The projection begins to layer on the balloon, forming two layers of images on the balloon. It's like reality and the illusion of desire are intertwined, and people begin to be unable to distinguish between reality and illusion. At this time, the image projected on the wall through the balloon became clearer, and desire began to impact reality.



AFTER THE BALLOON EXPLODES

There is no place for desire to carry, and everything is broken into pieces. This is because desire is too much than reality. Unrealistic fantasies and inflated desires will achieve nothing, and will make people feel lost like a balloon exploding.



LINKS TO VIDEOS

Sanctuary Immersive Space Video: <https://youtu.be/XLWzJb63fwE>

Sanctuary Projector Video: https://youtu.be/zxolGpAk_gU

• All photos are taken authentically.