

REFLECTION &

What I learned:

- Converting ancient logic into interactive visuals requires iteration and testing.

Challenges faced:

- Translating complex flower symmetry into data for particle motion
- Balancing storytelling and generative control

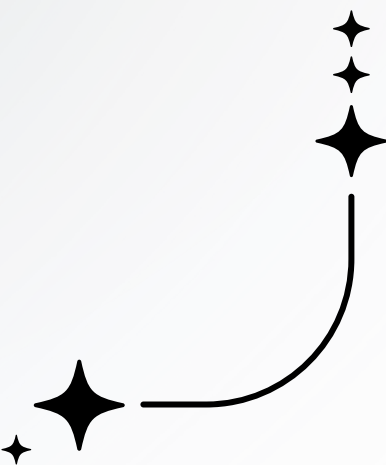
Next steps:

Expand pattern library:

- integrate other traditional motifs
- Potential collaboration with textile museums, digital heritage festivals



CONTENTS

- 1 Introduction
 - 2 Interaction Design Strategy
 - 3 Mind Map + Mood Board
 - 4 User Audience Analysis
 - 5 Project Concept and Inspiration Source
 - 6 AR Interactive Demonstration Outcome
 - 7 Dynamic Poster Display
 - 8 Project Reflection and Future Development
- 



PROJECT SUMMARY★



WeaveCode is an interactive visual experience project that fuses the punched-card logic of the Jacquard loom, traditional Baoxiang flower patterns, and real-time particle animation. Using AR and digital media, it reimagines weaving as a data-driven, programmable process—where the unseen logic of textile creation becomes a visible, generative visual story.

COLLECTION


Reference Object: **Ribbon Loom with Jacquard Head** (Object No. CO8404795)

From: Science Museum Group Collection

[View item here](#)

✦ Principle Summary:

- Punched cards: Each card controls which warp threads are lifted —like a simple code instruction.
- Hooks & Harnesses: Mechanically raise specific threads as directed by card holes.
- Pattern generation: The weft thread passes through, and a visible design is created row by row.
- Computational logic: The loom is considered an early example of programmable logic, inspiring modern computing.



INTERACTION

Q1: HOW DO WE ENCOURAGE EXPLORATION AND DISCOVERY?

We encourage exploration by allowing users to scan fabric patterns, which then transform into real-time particle animations that reveal how traditional woven motifs are constructed—almost like decoding visual algorithms. Each scan generates a unique animated experience, letting users discover how threads, logic, and visuals interconnect. This interactive system transforms viewers into curious investigators, inviting them to uncover the hidden logic behind each design, rather than just passively observe.

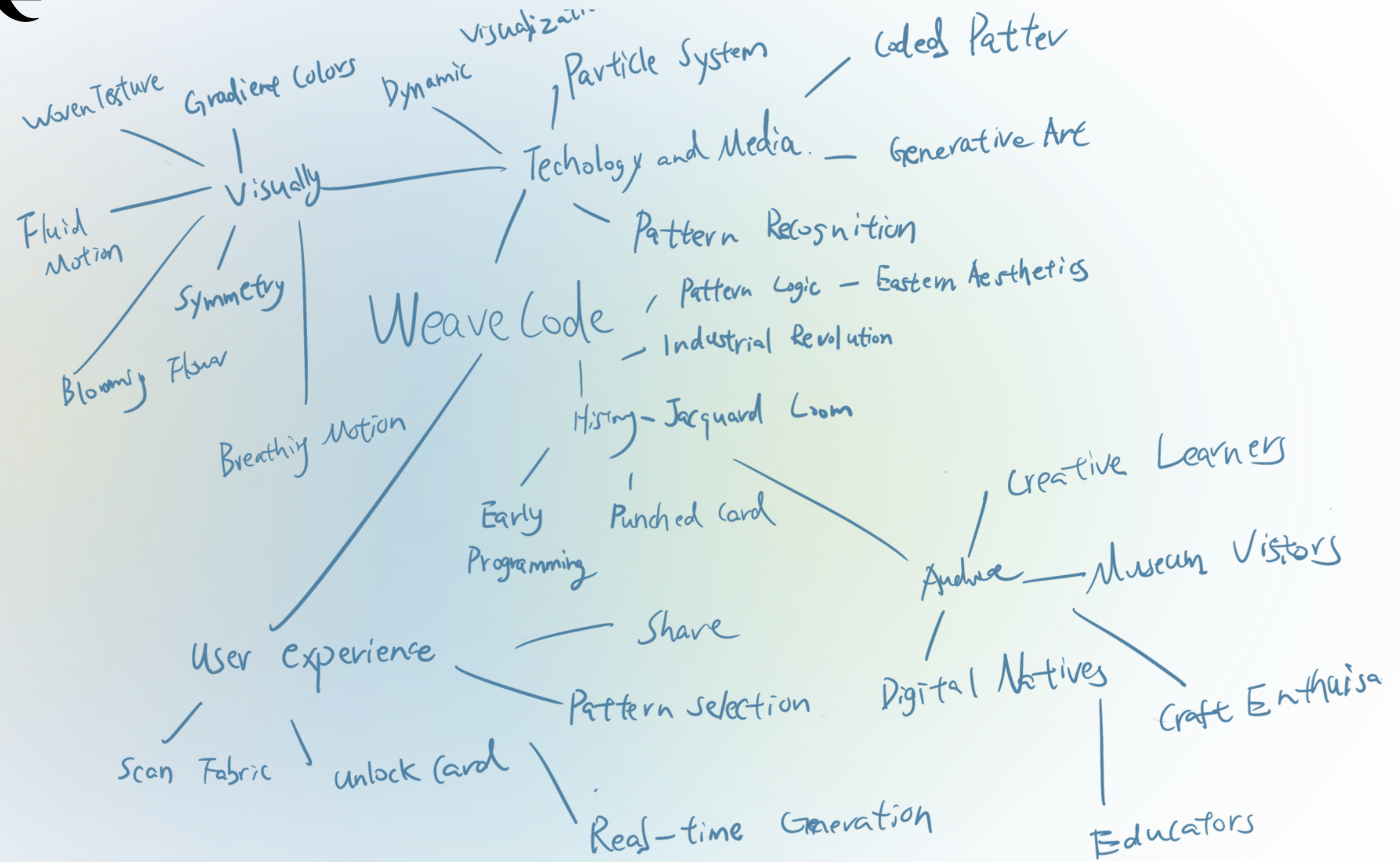
We transformed the complex logic of weaving into a fun, code-like VR dynamic visual.

Every time we scan the pattern, particles start to rotate, flow, and weave into a flower, making the image soft, smooth, and full of life.


Making the weaver no longer dead, it can move, the particles are like holes finally weaving a flower pattern.

Q2: HOW DO WE MAKE THE EXPERIENCE MORE PLAYFUL AND DELIGHTFUL?

MINDMAP


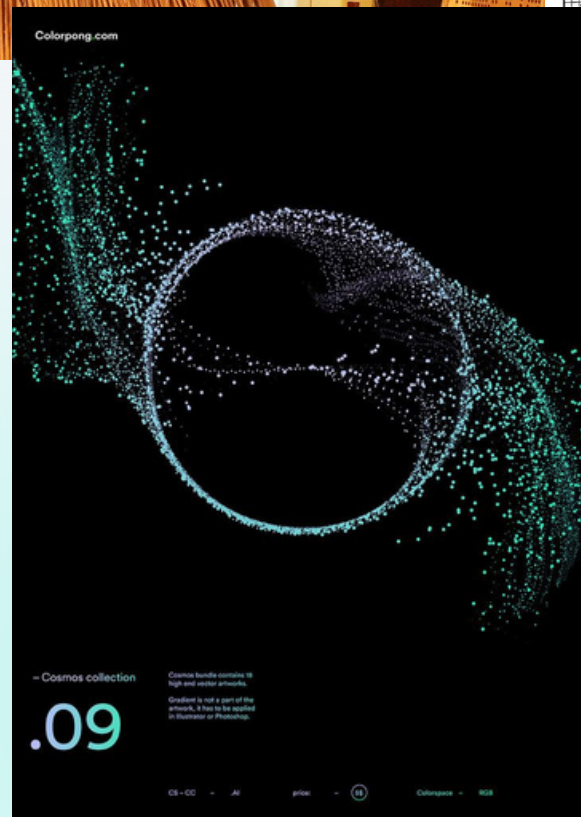



TARGET AUDIENCE





| Segment | Description |
|--------------------|--|
| Creative Youth | Interested in generative art, design systems, code visuals |
| Educators/Students | Especially in design or computational art fields |
| Museum Visitors | Curious about tech-art-cultural fusions |
| Craft Enthusiasts | Appreciate traditional patterns, weaving, textile design |

MOODBOARD



[A] 雅卡尔提花装置 [B] 打孔卡 [C] 梳齿 [D] 经轴 [E] 线轴 [F] 梭子 [G] 脚踏



CONCEPT & INSPIRATION

01


- Based on punch-card logic of Jacquard weaving—code as pattern.
- Particles are treated as digital threads, obeying invisible “cards.”

02

- The Baoxiang flower, rich in symmetry and cultural meaning, represents the fusion of aesthetic and algorithm.

03

- WeaveCode turns weaving into a generative digital performance—where code becomes floral.




AR EXPERIENCE DEMONSTRATION

SCANNING AR EFFECT

EFFECTIVE DEMONSTRATION :
[HTTPS://YOUTUBE.COM/SHORTS/BPBUSZPXNAK](https://youtube.com/shorts/BPBUSZPXNAK)

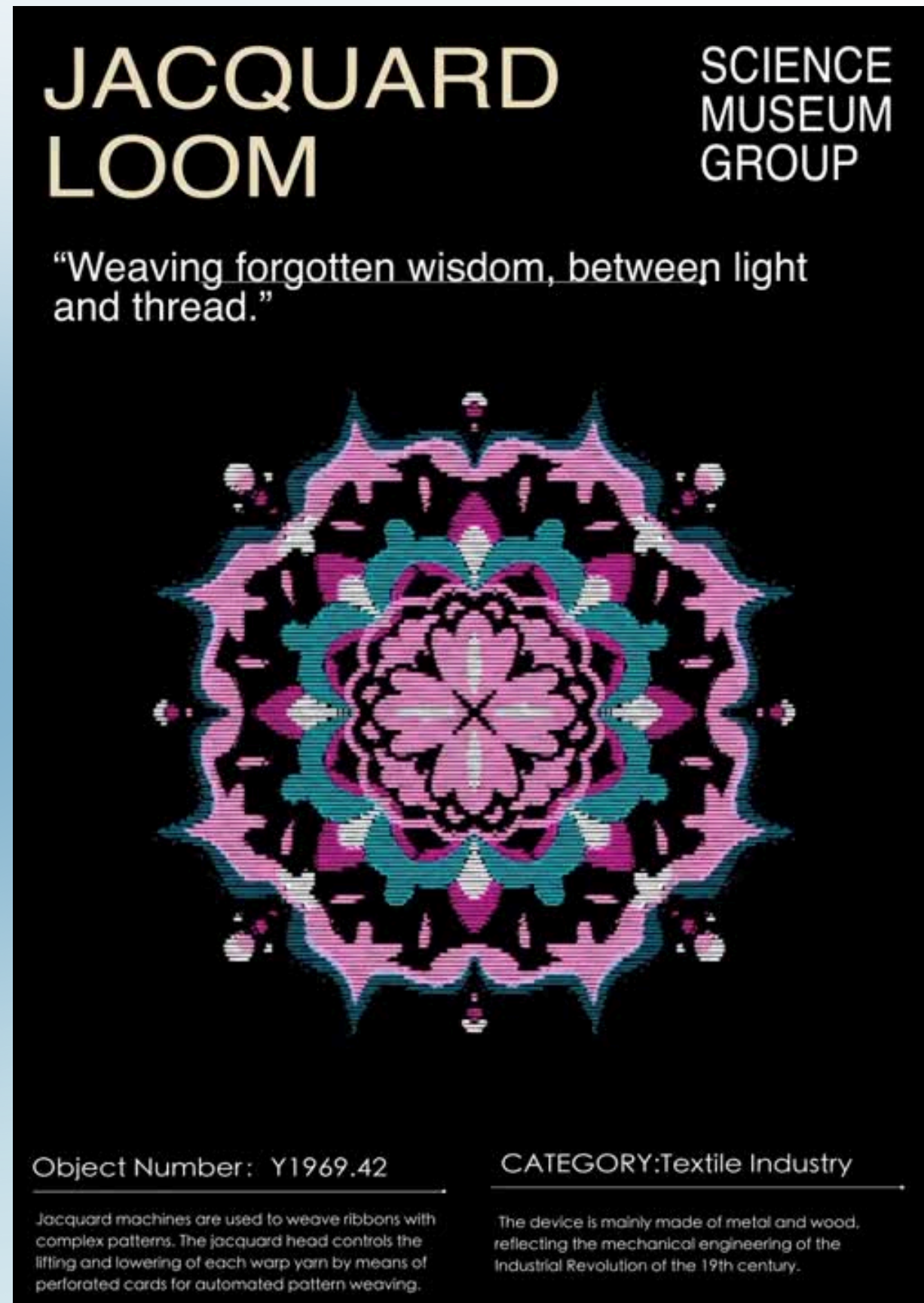
DYNAMIC MODELS:
[HTTPS://YOUTUBE.COM/SHORTS/-NVJCDO5NCM](https://youtube.com/shorts/-NVJCDO5NCM)



MOTION POSTER DISPLAY

“SEE THE BREATH OF PATTERNS.
HEAR THE VOICE OF THE LOOM.”

<https://youtube.com/shorts/QmPSuVDvIZ4?feature=share>



REFLECTION &

What I learned:

- Converting ancient logic into interactive visuals requires iteration and testing.

Challenges faced:

- Translating complex flower symmetry into data for particle motion
- Balancing storytelling and generative control

Next steps:

Expand pattern library:

- integrate other traditional motifs
- Potential collaboration with textile museums, digital heritage festivals

THANK YOU

